



Syllabus Feedback



GOVERNMENT COLLEGE NEDUMANGAD

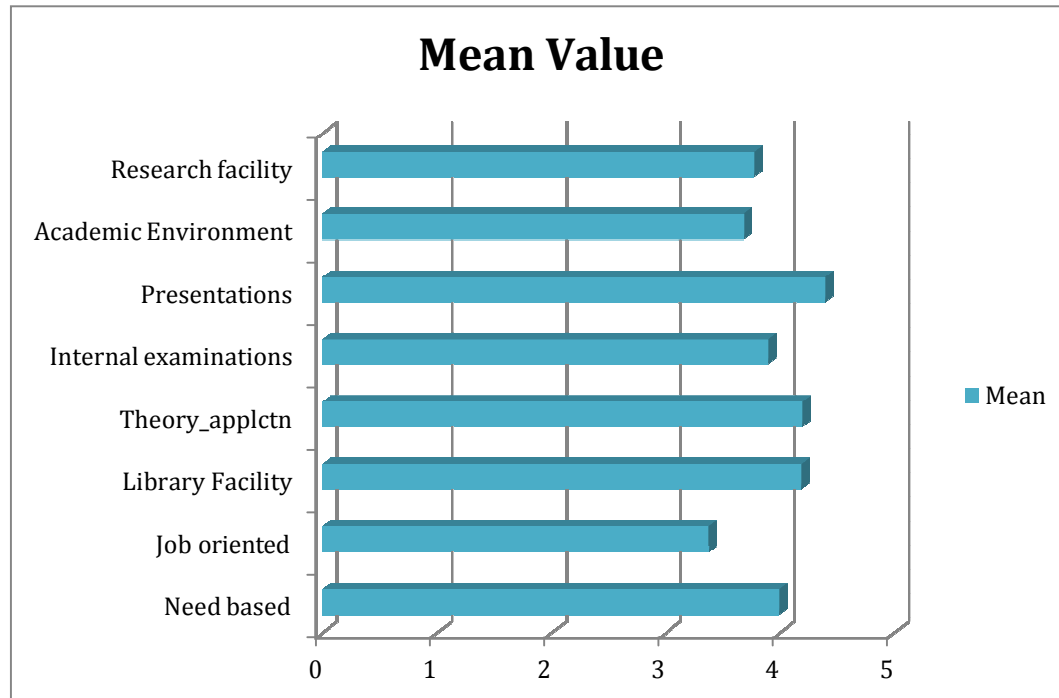
**UNDER GOVERNMENT OF KERALA
NEDUMANGAD, THIRUVANANTHAPURAM, KERALA- 695541
*Accredited by NAAC with 'B' Grade***

1. STUDENT'S FEEDBACK ON SYLLABUS

Feedback on syllabus from 724 students was collected for analysis. Students opinion on various aspects related to curriculum are measured in a five point scale (poor-1, average-2, Good-3, Very good-4, Excellent-5) and the results are presented below.

Table: 1.1 Comprehensive result of student's survey

About Syllabus	N	Mean	Std. Deviation
Need based	724	3.99	0.631
Job oriented	724	3.38	1.017
Library facility	724	4.18	1.190
Theory and Application	724	4.19	0.397
Internal examinations	724	3.89	0.838
Presentations	724	4.39	1.228
Academic Environment	724	3.68	0.645
Research facility	724	3.77	0.989



1. Suitability of the syllabus.

The suitability of the syllabus on the basis of need based responsiveness was evaluated and the result shows that 80 per cent of the students are positive response towards the syllabus. The result is depicted in the Table: 1.2

Table: 1.2 Suitability of the syllabus.

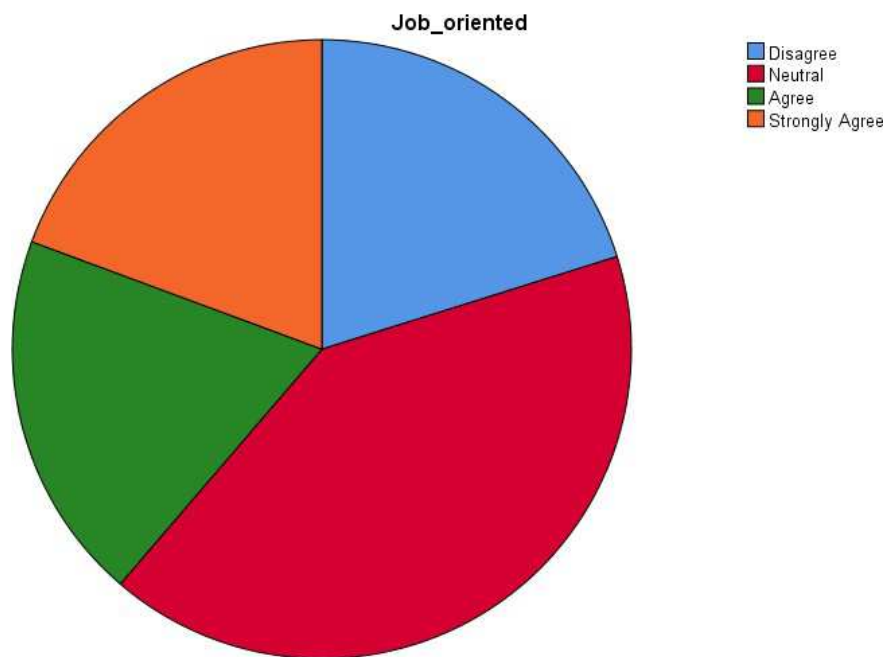
Category	Per cent
Strongly Agree	19.4
Agree	60.5
Neutral	20.2
Disagree	0
Strongly Disagree	0
Total	100.0

2. Employability aspect of syllabus.

The employability aspect of the syllabus with regard to the various developments in the industry was analysed and found that half of the student population embarked that the syllabus is competitive and job-oriented.

Table 1.3 Employability aspect of syllabus.

Category	Per cent
Disagree	20.2
Neutral	41.1
Agree	19.4
Strongly Agree	19.4
Total	100.0



3. Library Facility.

The books availability and facility of the library was evaluated by the students and the 90% of the student was identified to be satisfied from the present facilities provided by the institution. The results are provided in the Table: 1.4

Table 1.4 Library facility

Category	Per cent
Strongly Disagree	10.5
Agree	40.3
Strongly Agree	49.2
Total	100.0

4. Balance between theory and application of the syllabus.

80% of the students responded that syllabus is well balanced between theory and application. This is shown in the table1.5.

Table 1.5: Balance between theory and application of the syllabus.

Category	Per cent
Strongly Agree	19.4
Agree	80.6
Total	100.0

5. Internal examinations conducted on time.

The survey enquired into the students' opinion on the timely completion of the syllabus and internal examinations by the faculties and to be found that 80 % of the students are satisfied with the way the faculties are involving with the syllabus and internal assessment.

Table 1.6: Internal examinations conducted on time

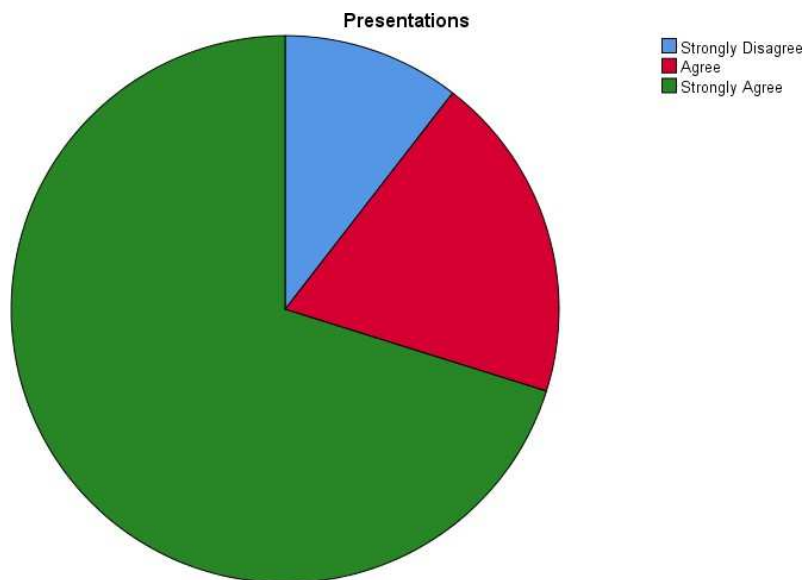
Category	Per cent
Disagree	10.5
Neutral	9.7
Agree	60.5
Strongly Agree	19.4
Total	100.0

6. Conduct of seminars and presentations

The result with regard to the student opinion is presented in the table 1.7

Table: 1.7: Conduct of seminars and presentations

Category	Percent
Strongly Disagree	10.5
Agree	19.4
Strongly Agree	70.2
Total	100.0



7. Academic environment in the department.

The academic environment of each department was evaluated in the survey and found that around 59% of the students are positive towards their respective department in terms of academic environment.

Table 1.8: Academic environment in the department.

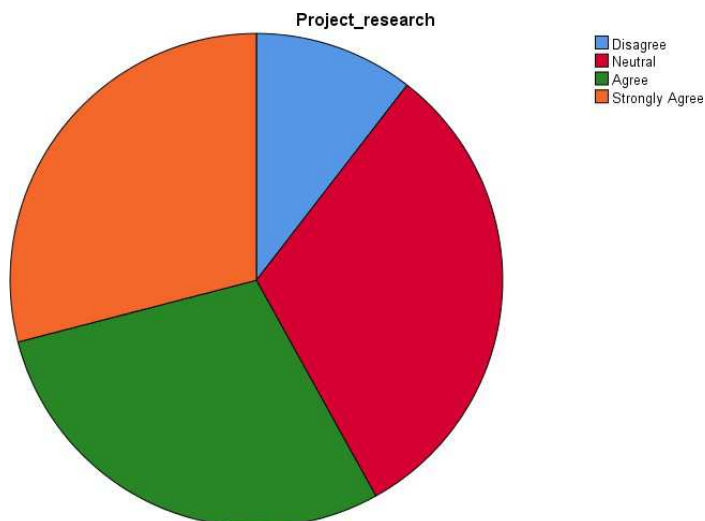
Category	Percent
Neutral	41.9
Agree	48.4
Strongly Agree	9.7
Total	100.0

8. Assistance from the institution for the conduct of research and project.

58% of the students agreed that the college provided adequate support for the smooth conduct of projects and field works. The table shows the result.

Table 1.9: Assistance from the institution for the conduct of research and project.

Category	Percent
Disagree	10.5
Neutral	31.5
Agree	29.0
Strongly Agree	29.0
Total	100.0

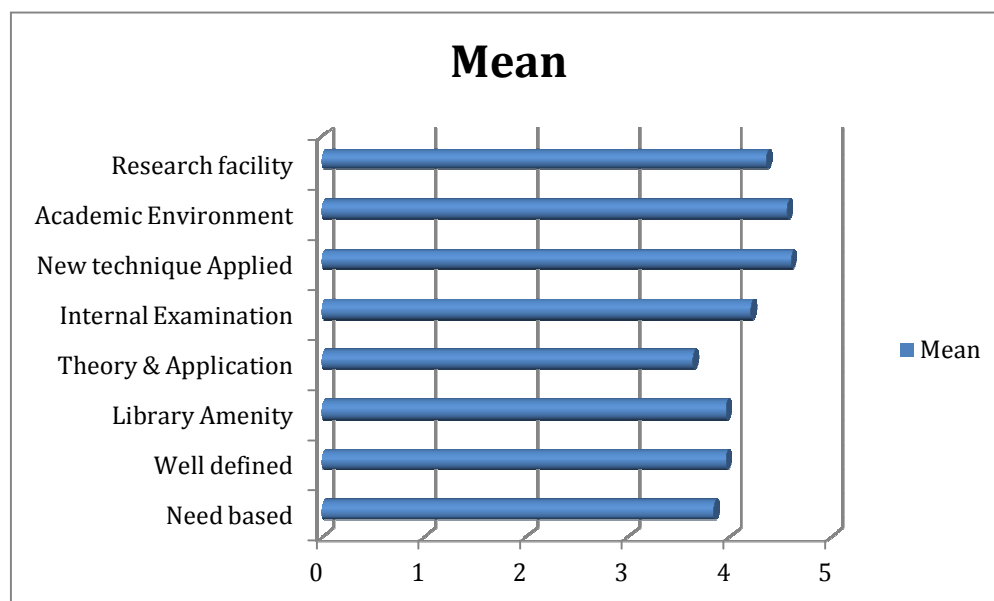


2. TEACHERS' FEEDBACK ON SYLLABUS

A stratified random sampling of 25 teachers was conducted by taking each department as strata. Teachers' opinion on various objectives are measured in a five point scale (poor-1, average-2, Good-3, Very good-4, Excellent-5) and the results are presented below.

Table: 2.1 Comprehensive result of teachers' survey

About Curriculum	N	Mean	Std. Deviation
Need based	25	3.84	.746
Well defined	25	3.96	.841
Library Amenity	25	3.96	.539
Theory & Application	25	3.64	.952
Internal Examination	25	4.20	.560
New technique Applied	25	4.60	.500
Academic Environment	25	4.56	.651
Research facility	25	4.36	.860

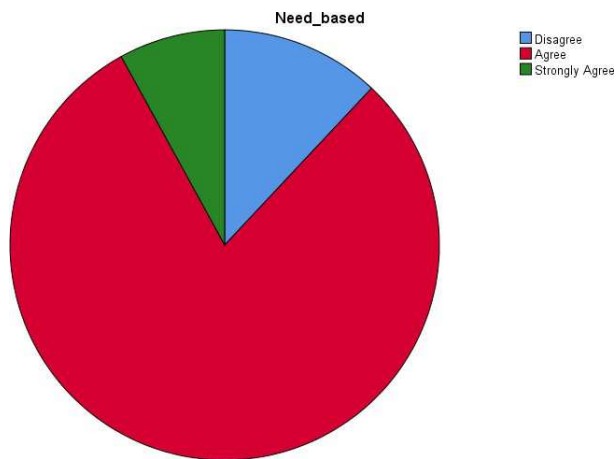


1. Suitability of the syllabus.

The suitability of the syllabus on the basis of need-based responsiveness was evaluated and the result shows that 88 per cent of the teachers are positive towards the syllabus.

Table 2.2: Suitability of the syllabus.

	Frequency	Percent
Disagree	3	12.0
Agree	20	80.0
Strongly Agree	2	8.0
Total	25	100.0



2. Well defined syllabus.

During the survey, 68 % of the respondents agreed that the syllabus followed in our college is well-defined.

Table 2.3: Well defined syllabus

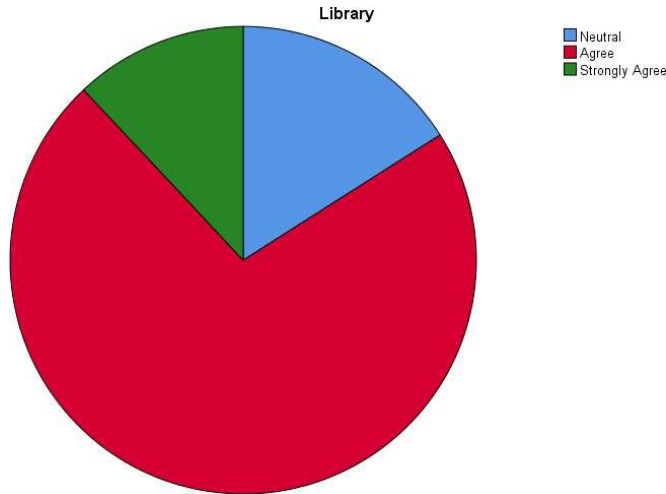
	Frequency	Percent
Disagree	3	12.0
Agree	17	68.0
Strongly Agree	5	20.0
Total	25	100.0

3. Library Facility.

The books availability and facility of the library was evaluated by the teachers and 72% of the teachers were identified to be satisfied from the present facilities provided by the institution. The results are provided in the Table2.4:

Table 2.4: Library Facility.

	Frequency	Percent
Strongly agree	3	12.0
Agree	18	72.0
Neutral	4	16.0
Total	25	100.0

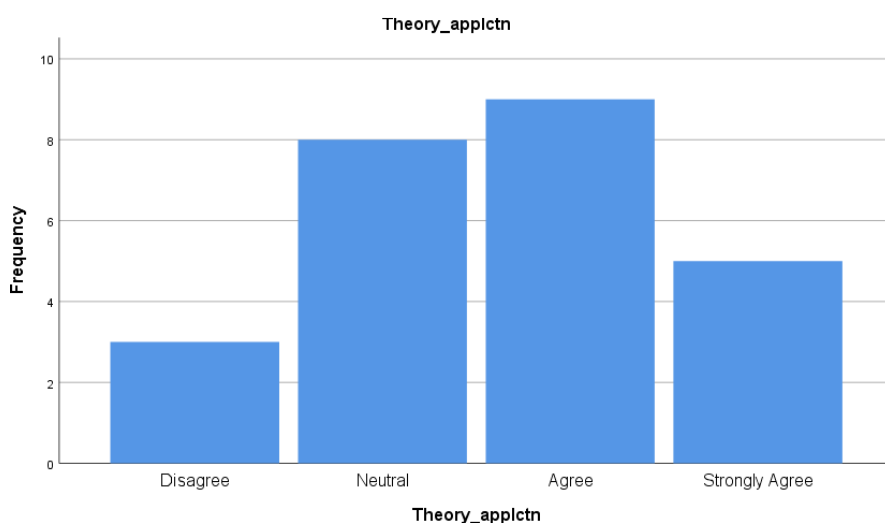


4. Balance between theory and application of the syllabus.

72% of the teachers responded that syllabus is well balanced between theory and application. This is shown in the following table2.5.

Table 2.5: Balance between theory and application of the syllabus.

	Frequency	Percent
Neutral	4	16.0
Agree	18	72.0
Strongly Agree	3	12.0
Total	25	100.0



5. Whether Internal Examination conducted on time.

The survey enquired into the teacher's opinion on the covering of the syllabus by the faculties and to be found that 80 % of the teachers are satisfied with the way the faculties are involving with the syllabus.

Table: 2.6: **Internal Examination.**

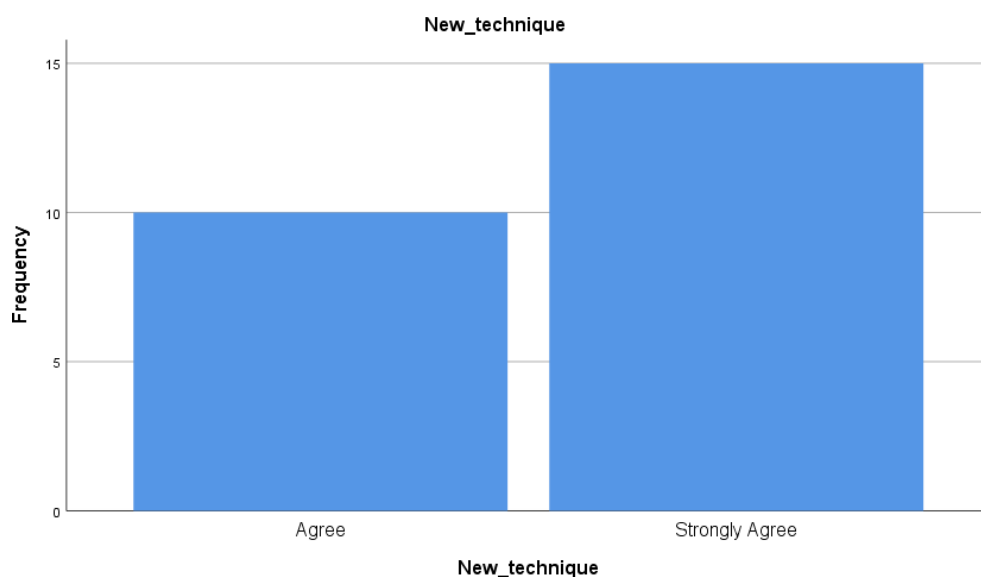
	Frequency	Percent
Strongly agree	10	40.0
Agree	10	40.0
Neutral	5	20.0
Total	25	100.0

6. New techniques for the conduct of seminar and group discussion.

60% of the teachers responded that they adopted new techniques in teaching and regularly conducted seminars and group discussions. This is shown below:

Table 2.7: New techniques for the conduct of seminar and group discussion.

	Frequency	Percent
Strongly agree	15	60.0
Agree	10	40.0
Total	25	100.0



7. Academic environment in the department.

The academic environment of each department was evaluated in the survey and 64% of the teachers are of the opinion that the academic environment in the college is conducive for both teaching and learning.

Table 2.8: Academic environment in the department.

	Frequency	Percent
Strongly agree	16	64.0
Agree	7	28.0
Neutral	2	8.0
Total	25	100.0

8. Research facility in the institution.

During the survey, 52 % of teachers strongly agreed and 40% agreed that the college provided adequate support for the conduct of project and research.

Table: 2.9: Research facility in the institution.

	Frequency	Percent
Strongly agree	13	52.0
Agree	10	40.0
Disagree	2	8.0
Total	25	100.0

3. ALUMNI FEEDBACK ON SYLLABUS

The Opinion of Alumni on the syllabus was obtained through stratified random sampling on 35 unit, by assigning each department as strata. The survey delved into various aspects of the syllabus and evaluated each aspect in a 5 point scale (poor-1, average-2, Good-3, Very good-4, Excellent-5). The data was analysed using descriptive statistics tools and is presented below.

a. The Overall Quality of the Education imparted by the Institution.

The overall quality of the education imparted by the institution was evaluated and the result shows that 60 percentages of the alumni considered the quality of education to be very good. The result is depicted in the Table: 3.1

Table: 3.1 The overall quality of the education imparted by the institution.

	Frequency	Per cent
Very good	21	60.0
Good	14	40.0
Total	35	100.0

b. Relevance of the syllabus.

The Relevance of the syllabus was evaluated and the result shows that 40 percentages of the alumni responded that the syllabus was very relevant. 60% of the alumni considered it relevant. Table:3.2 shows the result

Table: 3.2 Relevance of the syllabus.

	Frequency	Per cent
Very relevant	14	40.0
Relevant	21	60.0
Total	35	100.0

c. Teacher's contribution towards professional growth

All the respondents in the survey agreed that the teachers contributed excellently towards their professional growth. Table 3.3 shows the statistics.

Table 3.3 Teacher's contribution towards professional growth

	Frequency	Per cent
Excellent	35	100.0

d. Academic initiatives to improve the competence as a student.

Cent per cent of the alumni were satisfied with the academic initiatives like seminars, workshops and other events organised by the college to improve the competence of the students. The result of the survey is shown below:

Table 3.4 Academic initiatives to improve the competence as a student.

	Frequency	Per cent
Satisfied	35	100.0

e. Suitability of the curriculum

Twenty per cent of the alumni were highly satisfied with the syllabus whereas 60 percentage of the alumni were satisfied with the curriculum.

Table 3.5 Suitability of the curriculum

	Frequency	Per cent
Highly satisfied	7	20.0
Satisfied	21	60.0
Normal	7	20.0
Total	35	100.0

f. Evaluation Mechanism as part of curriculum.

Most of the respondents were satisfied with the evaluation mechanism followed in the college. Table 3.6 shows the result.

Table 3.6 Evaluation Mechanism as part of curriculum.

	Frequency	Per cent
Satisfied	14	40.0
Normal	21	60.0
Total	35	100.0

g. Assistance from the institution for the conduct of research and project.

All the alumni agreed that the college provided adequate support for the smooth conduct of projects and field works. The table shows the result.

Table 3.7 Assistance from the institution for the conduct of research and project.

	Frequency	Per cent
Valid Agree	35	100.0

4. PARENT FEEDBACK ON SYLLABUS

The Opinion of Parents on the syllabus was obtained through stratified random sampling on 50 units, by assigning each department as strata. The survey delved into various aspects of the syllabus and evaluated each aspect in a 5 point scale (poor-1, average-2, Good-3, Very good-4, Excellent-5). The data was analysed using descriptive statistics tools and is presented below.

Table: 4: Comprehensive result of Parents' survey

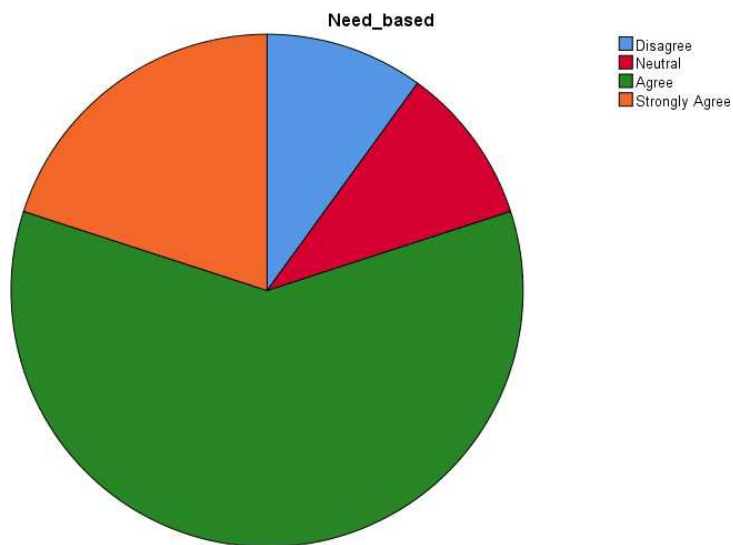
About Syllabus	N	Mean	Std. Deviation
Need based	50	3.90	.839
Well defined	50	3.70	1.015
Library	50	4.40	.495
Theory and Application	50	3.80	.881
Internal examination	50	3.40	.926
Research facilities	50	4.50	.505
Educational facilities	50	4.50	.505

i. Suitability of the syllabus.

The suitability of the syllabus on the basis of need-based responsiveness was evaluated and the result shows that 80 per cent of the parents are positive towards the syllabus.

Table 4.1: Suitability of the syllabus.

	Frequency	Percent
Disagree	5	10.0
Neutral	5	10.0
Agree	30	60.0
Strongly Agree	10	20.0
Total	50	100.0



Well defined syllabus.

During the survey, 70 % of the respondents agreed that the syllabus followed in our college is well-defined.

Table 4.2: Well defined syllabus

	Frequency	Percent
Disagree	10	20.0
Neutral	5	10.0
Agree	25	50.0
Strongly Agree	10	20.0
Total	50	100.0

iii. Library facility.

All the parents are satisfied with the library facilities provided by the institution. The results are provided in the Table:

Table 4.3: Library facility.

	Frequency	Percent
Agree	30	60.0
Strongly Agree	20	40.0
Total	50	100.0

iv. Balance between theory and application of the syllabus.

70 per cent of the parents responded that the syllabus is well balanced between theory and application. This is shown in table4.4.

Table 4.4: Balance between theory and application of the syllabus.

	Frequency	Percent
Disagree	5	10.0
Neutral	10	20.0
Agree	25	50.0
Strongly Agree	10	20.0
Total	50	100.0

v. Whether Internal Examination conducted on time.

The survey enquired into the parent's opinion on the covering of the syllabus and the timely conduct of internal exams by the faculties and to be found that half of the parents are satisfied with the way the faculties are involving with the syllabus.

Table: 4.5: Internal Examination.

	Frequency	Percent
Disagree	10	20.0
Neutral	15	30.0
Agree	20	40.0
Strongly Agree	5	10.0
Total	50	100.0

vi. Research facility in the institution.

During the survey, 50% of parents strongly agreed and 50% agreed that the college provided adequate support for the conduct of project and research.

Table: 4.6: Research facility in the institution.

	Frequency	Percent
Agree	25	50.0
Strongly Agree	25	50.0
Total	50	100.0

vii. Educational facility in the department.

The academic environment of each department was evaluated in the survey and found that cent per cent of parents are of the opinion that the educational facility in the college is conducive for both teaching and learning.

Table 4.7: Educational facility in the department

	Frequency	Percent
Agree	25	50.0
Strongly Agree	25	50.0
Total	50	100.0

SAMPLE QUESTIONAIRES

GOVERNMENT COLLEGE NEDUMANGAD STUDENT FEEDBACK ON CURRICULUM

1. Syllabus is suitable to the course and need based				
<input type="radio"/> Strongly Agree	<input type="radio"/> Agree	<input type="radio"/> Neutral	<input type="radio"/> Disagree	<input type="radio"/> Strongly Disagree
2. Aims and objectives of the syllabi are well defined				
<input type="radio"/> Strongly Agree	<input type="radio"/> Agree	<input type="radio"/> Neutral	<input type="radio"/> Disagree	<input type="radio"/> Strongly
3. Sufficient number of prescribed books are available in the Library				
<input type="radio"/> Strongly Agree	<input type="radio"/> Agree	<input type="radio"/> Neutral	<input type="radio"/> Disagree	<input type="radio"/> Strongly Disagree
4. The course/syllabus has good balance between theory and application.				
<input type="radio"/> Strongly Agree	<input type="radio"/> Agree	<input type="radio"/> Neutral	<input type="radio"/> Disagree	<input type="radio"/> Strongly Disagree
5. Tests and examinations are conducted well in time with proper coverage of all units in the syllabus.				
<input type="radio"/> Strongly Agree	<input type="radio"/> Agree	<input type="radio"/> Neutral	<input type="radio"/> Disagree	<input type="radio"/> Strongly Disagree
6. Teachers ensure seminar presentations, group discussions and learner's participations				
<input type="radio"/> Strongly Agree	<input type="radio"/> Agree	<input type="radio"/> Neutral	<input type="radio"/> Disagree	<input type="radio"/> Strongly Disagree
7. The environment in the college is conducive to learning and research				
<input type="radio"/> Strongly Agree	<input type="radio"/> Agree	<input type="radio"/> Neutral	<input type="radio"/> Disagree	<input type="radio"/> Strongly Disagree
8. The college provides adequate facility for projects and research				
<input type="radio"/> Strongly Agree	<input type="radio"/> Agree	<input type="radio"/> Neutral	<input type="radio"/> Disagree	<input type="radio"/> Strongly Disagree
9. Any Suggestion (chara				

GOVERNMENT COLLEGE NEDUMANGAD

TEACHER FEEDBACK ON CURRICULUM

1. Syllabus is suitable to the course and need based				
<input type="radio"/> Strongly Agree	<input type="radio"/> Agree	<input type="radio"/> Neutral	<input type="radio"/> Disagree	<input type="radio"/> Strongly Disagree
2. Aims and objectives of the syllabi are well defined				
<input type="radio"/> Strongly Agree	<input type="radio"/> Agree	<input type="radio"/> Neutral	<input type="radio"/> Disagree	<input type="radio"/> Strongly
3. Sufficient number of prescribed books are available in the Library				
<input type="radio"/> Strongly Agree	<input type="radio"/> Agree	<input type="radio"/> Neutral	<input type="radio"/> Disagree	<input type="radio"/> Strongly Disagree
4. The course/syllabus has good balance between theory and application.				
<input type="radio"/> Strongly Agree	<input type="radio"/> Agree	<input type="radio"/> Neutral	<input type="radio"/> Disagree	<input type="radio"/> Strongly Disagree
5. Tests and examinations are conducted well in time with proper coverage of all units in the syllabus.				
<input type="radio"/> Strongly Agree	<input type="radio"/> Agree	<input type="radio"/> Neutral	<input type="radio"/> Disagree	<input type="radio"/> Strongly Disagree
6. Freedom to adopt new techniques/strategies in teaching				
<input type="radio"/> Strongly Agree	<input type="radio"/> Agree	<input type="radio"/> Neutral	<input type="radio"/> Disagree	<input type="radio"/> Strongly Disagree
7. The environment in the college is conducive to learning and research				
<input type="radio"/> Strongly Agree	<input type="radio"/> Agree	<input type="radio"/> Neutral	<input type="radio"/> Disagree	<input type="radio"/> Strongly Disagree
8. The college provides adequate facility for projects and research				
<input type="radio"/> Strongly Agree	<input type="radio"/> Agree	<input type="radio"/> Neutral	<input type="radio"/> Disagree	<input type="radio"/> Strongly Disagree
9. Any Suggestion (character limit 300 words)				

GOVERNMENT COLLEGE NEDUMANGAD

ALUMNI FEEDBACK ON CURRICULUM

1. How would you rate the quality of education imparted in the college?

- | | | | | |
|---------------------------------|----------------------------|-------------------------------|----------------------------|---------------------------------|
| <input type="radio"/> Very good | <input type="radio"/> Good | <input type="radio"/> Average | <input type="radio"/> Poor | <input type="radio"/> Very poor |
|---------------------------------|----------------------------|-------------------------------|----------------------------|---------------------------------|

2. How would you rate the relevance of your degree to your present job?

- | | | | | |
|-------------------------------------|--------------------------------|-------------------------------|------------------------------------|---|
| <input type="radio"/> Very relevant | <input type="radio"/> Relevant | <input type="radio"/> Neutral | <input type="radio"/> Not relevant | <input type="radio"/> Not at all relevant |
|-------------------------------------|--------------------------------|-------------------------------|------------------------------------|---|

3. How would you rate your teachers' contribution to your professional growth?

- | | | | | |
|---------------------------------|--------------------------------|-------------------------------|----------------------------|---------------------------------|
| <input type="radio"/> Excellent | <input type="radio"/> Adequate | <input type="radio"/> Average | <input type="radio"/> Poor | <input type="radio"/> Very poor |
|---------------------------------|--------------------------------|-------------------------------|----------------------------|---------------------------------|

4. How far does the academic initiatives like seminars, workshops etc. improved your competence?

- | | | | | |
|---------------------------------|--------------------------------|-------------------------------|----------------------------|---------------------------------|
| <input type="radio"/> Excellent | <input type="radio"/> Adequate | <input type="radio"/> Average | <input type="radio"/> Poor | <input type="radio"/> Very poor |
|---------------------------------|--------------------------------|-------------------------------|----------------------------|---------------------------------|

5. Were you satisfied with the curriculum prescribed for your degree/ PG?

- | | | | | |
|--|---------------------------------|------------------------------|------------------------------------|---|
| <input type="radio"/> Highly satisfied | <input type="radio"/> Satisfied | <input type="radio"/> Normal | <input type="radio"/> Dissatisfied | <input type="radio"/> Strongly Dissatisfied |
|--|---------------------------------|------------------------------|------------------------------------|---|

6. Were you satisfied with the evaluation mechanism in the college/ University?

- | | | | | |
|--|---------------------------------|------------------------------|------------------------------------|---|
| <input type="radio"/> Highly satisfied | <input type="radio"/> Satisfied | <input type="radio"/> Normal | <input type="radio"/> Dissatisfied | <input type="radio"/> Strongly Dissatisfied |
|--|---------------------------------|------------------------------|------------------------------------|---|

7. The environment in the department was conducive to teaching and learning

- | | | | | |
|--------------------------------------|-----------------------------|-------------------------------|--------------------------------|---|
| <input type="radio"/> Strongly Agree | <input type="radio"/> Agree | <input type="radio"/> Neutral | <input type="radio"/> Disagree | <input type="radio"/> Strongly Disagree |
|--------------------------------------|-----------------------------|-------------------------------|--------------------------------|---|

8. The college provided adequate facility for projects and research

- | | | | | |
|--------------------------------------|-----------------------------|-------------------------------|--------------------------------|---|
| <input type="radio"/> Strongly Agree | <input type="radio"/> Agree | <input type="radio"/> Neutral | <input type="radio"/> Disagree | <input type="radio"/> Strongly Disagree |
|--------------------------------------|-----------------------------|-------------------------------|--------------------------------|---|

9. Any Suggestion for improvement (character limit 300 words)

GOVERNMENT COLLEGE NEDUMANGAD

PARENT FEEDBACK ON CURRICULUM

1. Syllabus is suitable to the course and need based				
<input type="radio"/> Strongly Agree	<input type="radio"/> Agree	<input type="radio"/> Neutral	<input type="radio"/> Disagree	<input type="radio"/> Strongly Disagree
2. Aims and objectives of the syllabi are well defined for students				
<input type="radio"/> Strongly Agree	<input type="radio"/> Agree	<input type="radio"/> Neutral	<input type="radio"/> Disagree	<input type="radio"/> Strongly
3. Sufficient number of prescribed books are available in the Library				
<input type="radio"/> Strongly Agree	<input type="radio"/> Agree	<input type="radio"/> Neutral	<input type="radio"/> Disagree	<input type="radio"/> Strongly Disagree
4. The course/syllabus has good balance between theory and application.				
<input type="radio"/> Strongly Agree	<input type="radio"/> Agree	<input type="radio"/> Neutral	<input type="radio"/> Disagree	<input type="radio"/> Strongly Disagree
5. Tests and examinations are conducted well in time with proper coverage of all units in the syllabus.				
<input type="radio"/> Strongly Agree	<input type="radio"/> Agree	<input type="radio"/> Neutral	<input type="radio"/> Disagree	<input type="radio"/> Strongly Disagree
6. The college provides adequate and smooth support for projects and research facilities.				
<input type="radio"/> Strongly Agree	<input type="radio"/> Agree	<input type="radio"/> Neutral	<input type="radio"/> Disagree	<input type="radio"/> Strongly Disagree
7. Education facilities in the college are good				
<input type="radio"/> Strongly Agree	<input type="radio"/> Agree	<input type="radio"/> Neutral	<input type="radio"/> Disagree	<input type="radio"/> Strongly Disagree
8. Any Suggestion...				